


Pro-FlashTM

ELECTRICAL

US PATENTS: 9,140,002 & 9,109,359
OTHER PATENTS PENDING

Professional, Fast & Economical



Breathable and Flexible


Flashing diverts water away from building cavity

Closed cap keeps water, stucco & other debris from entering the box during construction

One size depth can be trimmed to work with any exterior finish







- Easily integrates into your building envelope
- Flexible membrane easily forms around any contours of the building (trims, corners, etc)
- No caulking or taping

ALSO AVAILABLE IN
DOUBLE GANG AND
ROUND



Installation Steps:

1. Place Pro-Flash over electrical box
2. Slide building wrap under bottom
3. Overlap building wrap over Pro-Flash
4. Cut Pro-Flash to desired depth after exterior finish
5. Flashing is now complete and electrical box is free of debris
6. Install cover plate and install is complete



CONTACT FOR CROSS REFERENCE SHEET

For more information contact: 1-877-734-8691 or go to:
www.pro-flash.com or www.greenskinseals.com

Pro-FlashTM
BUILDING PRODUCTS